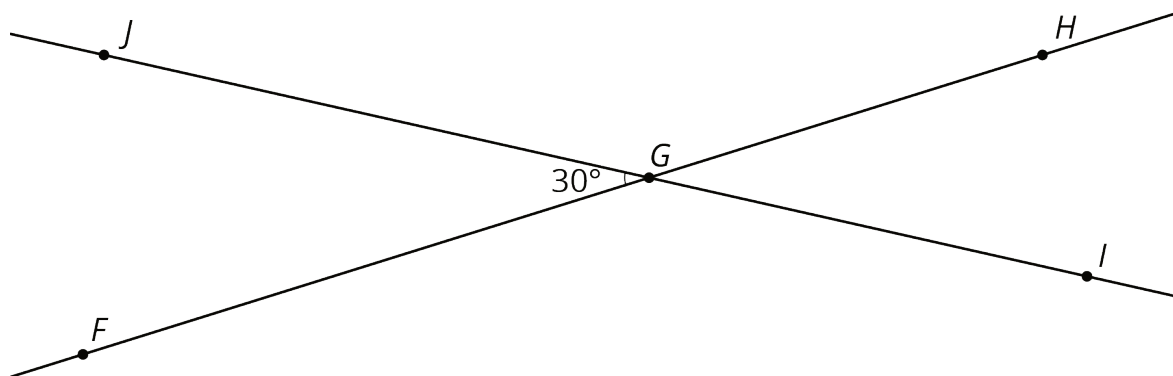


# Lesson 14: Alternate Interior Angles

## 14.1: Angle Pairs

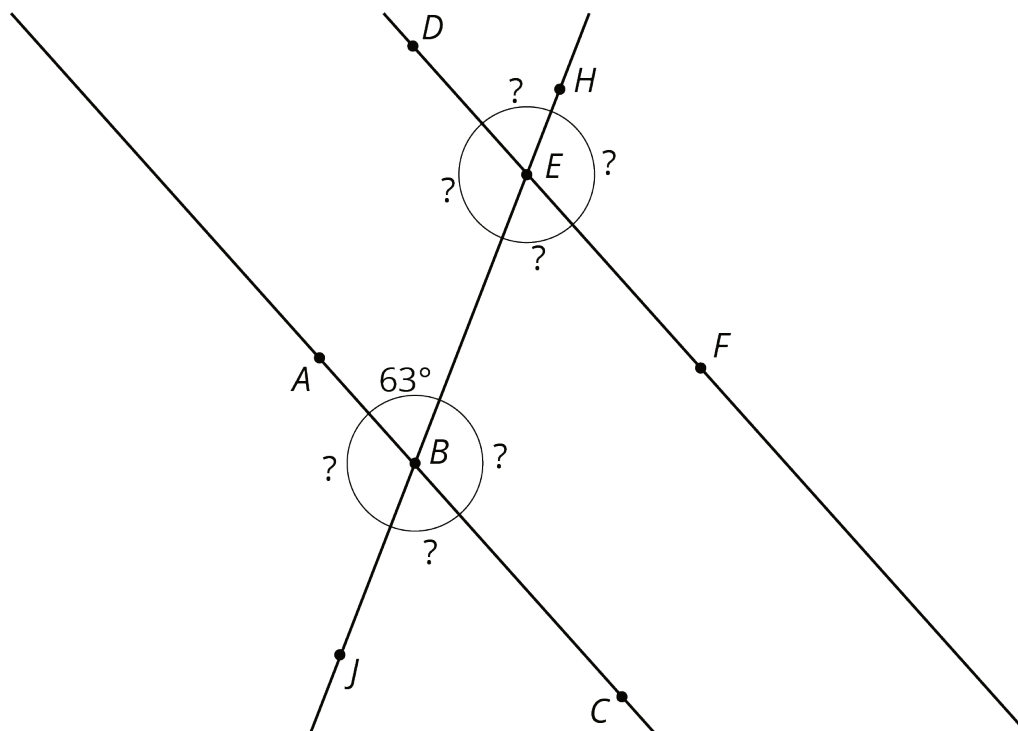
1. Find the measure of angle  $JGH$ . Explain or show your reasoning.



2. Find and label a second  $30^\circ$  degree angle in the diagram. Find and label an angle congruent to angle  $JGH$ .

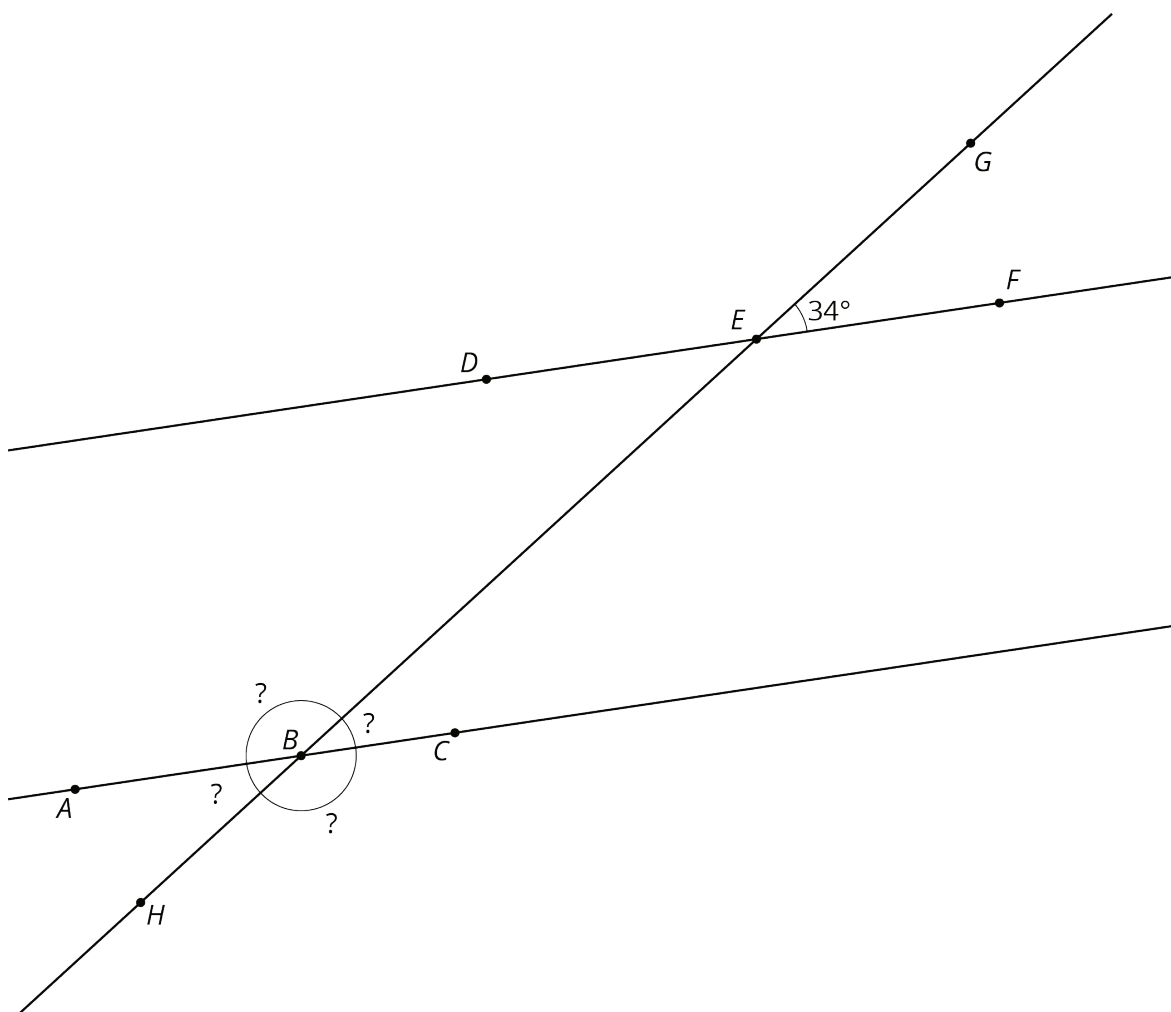
## 14.2: Cutting Parallel Lines with a Transversal

Lines  $AC$  and  $DF$  are parallel. They are cut by transversal  $HJ$ .

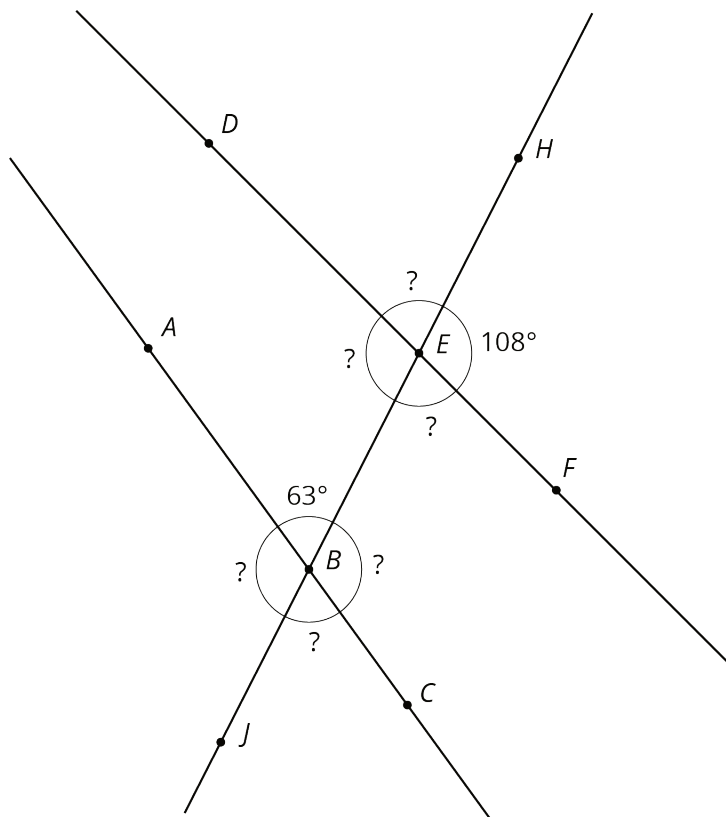


1. With your partner, find the seven unknown angle measures in the diagram. Explain your reasoning.
2. What do you notice about the angles with vertex  $B$  and the angles with vertex  $E$ ?

3. Using what you noticed, find the measures of the four angles at point  $B$  in the second diagram. Lines  $AC$  and  $DF$  are parallel.

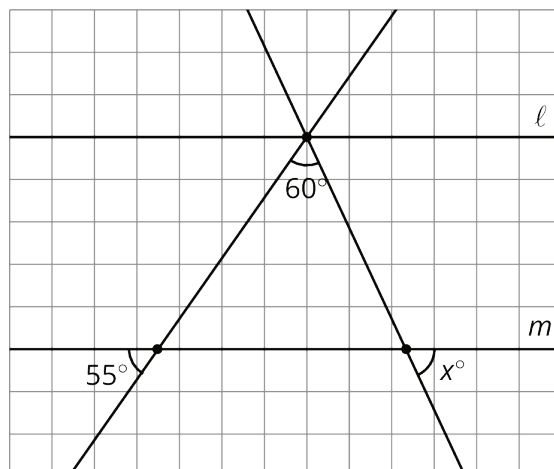


4. The next diagram resembles the first one, but the lines form slightly different angles. Work with your partner to find the six unknown angles with vertices at points  $B$  and  $E$ .



5. What do you notice about the angles in this diagram as compared to the earlier diagram? How are the two diagrams different? How are they the same?

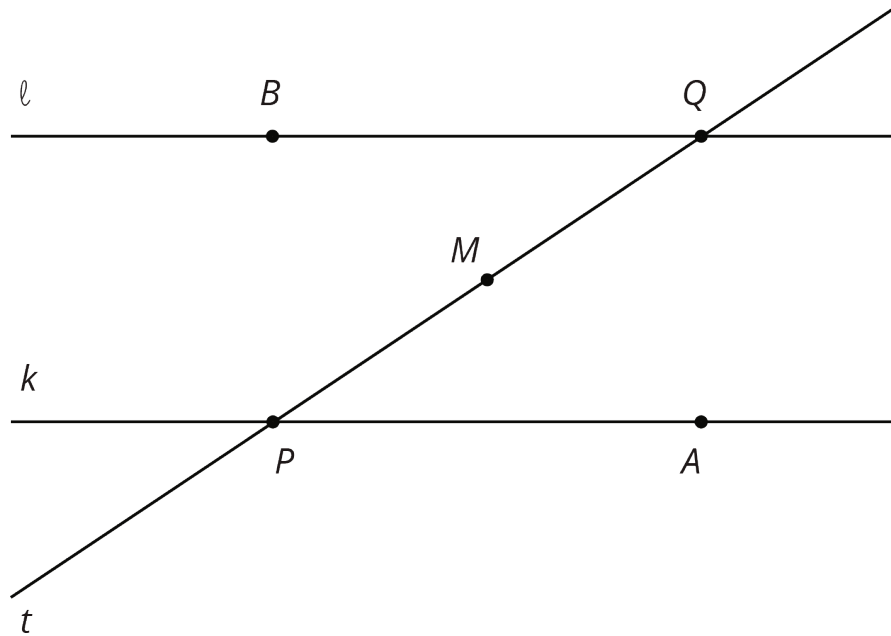
**Are you ready for more?**



Parallel lines  $l$  and  $m$  are cut by two transversals which intersect  $l$  in the same point. Two angles are marked in the figure. Find the measure  $x$  of the third angle.

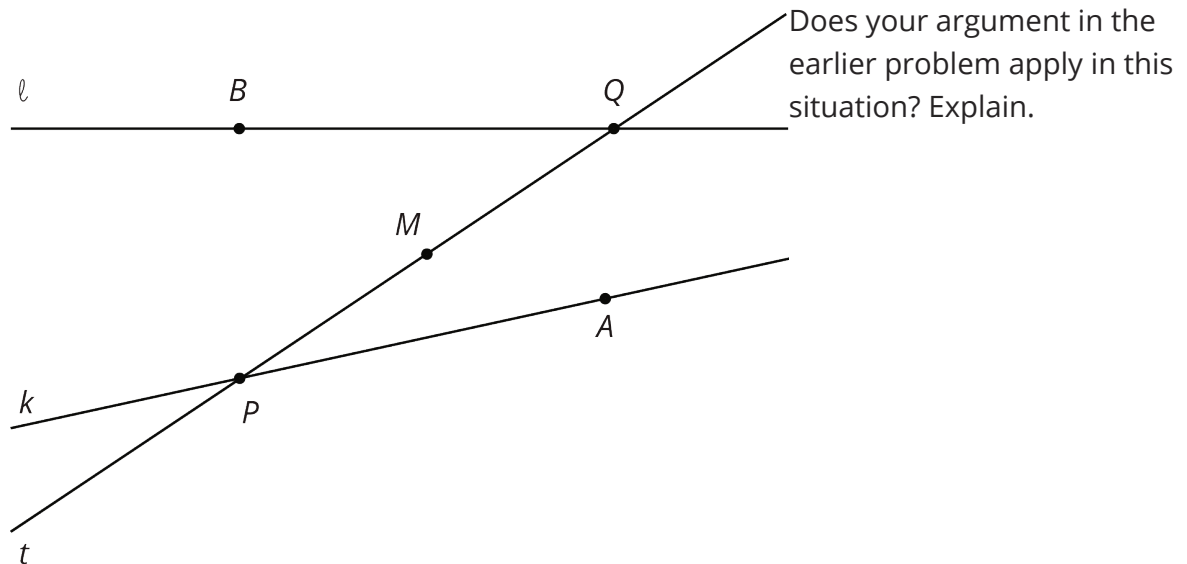
### 14.3: Alternate Interior Angles Are Congruent

1. Lines  $\ell$  and  $k$  are parallel and  $t$  is a transversal. Point  $M$  is the midpoint of segment  $PQ$ .



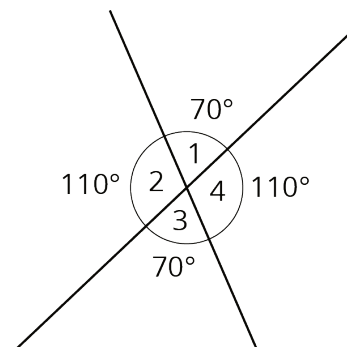
Find a rigid transformation showing that angles  $MPA$  and  $MQB$  are congruent.

2. In this picture, lines  $\ell$  and  $k$  are no longer parallel.  $M$  is still the midpoint of segment  $PQ$ .

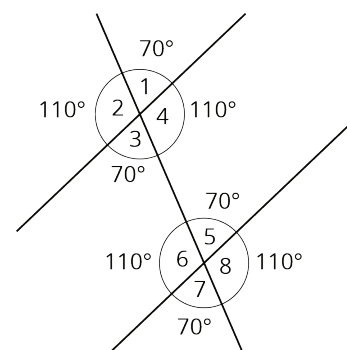


## Lesson 14 Summary

When two lines intersect, vertical angles are equal and adjacent angles are supplementary, that is, their measures sum to  $180^\circ$ . For example, in this figure angles 1 and 3 are equal, angles 2 and 4 are equal, angles 1 and 4 are supplementary, and angles 2 and 3 are supplementary.



When two parallel lines are cut by another line, called a **transversal**, two pairs of **alternate interior angles** are created. (“Interior” means on the inside, or between, the two parallel lines.) For example, in this figure angles 3 and 5 are alternate interior angles and angles 4 and 6 are also alternate interior angles.



Alternate interior angles are equal because a  $180^\circ$  rotation around the midpoint of the segment that joins their vertices takes each angle to the other. Imagine a point  $M$  halfway between the two intersections—can you see how rotating  $180^\circ$  about  $M$  takes angle 3 to angle 5?

Using what we know about vertical angles, adjacent angles, and alternate interior angles, we can find the measures of any of the eight angles created by a transversal if we know just one of them. For example, starting with the fact that angle 1 is  $70^\circ$  we use vertical angles to see that angle 3 is  $70^\circ$ , then we use alternate interior angles to see that angle 5 is  $70^\circ$ , then we use the fact that angle 5 is supplementary to angle 8 to see that angle 8 is  $110^\circ$  since  $180 - 70 = 110$ . It turns out that there are only two different measures. In this example, angles 1, 3, 5, and 7 measure  $70^\circ$ , and angles 2, 4, 6, and 8 measure  $110^\circ$ .